


# Certificate of Compliance

Certificate Number 020108-E76334  
Report Reference E76334-November 23, 2007  
Issue Date 2008 February 1

Page 1 of 1



*Issued to:* **Zot Engineering Ltd**  
Inveresk Industrial Park Musselburgh  
NR Edinburgh, Eh21 7UQ SCOTLAND  
United Kingdom

*This is to certify that representative samples of* **Multi-layer printed wiring board**  
-A, EF, A-HC, EF-HC, P, AA, B



*Have been investigated by Underwriters Laboratories Inc.® in accordance with the Standard(s) indicated on this Certificate.*

*Standard(s) for Safety:* UL 796 & CSA-C22.2 No. 0.17

*Additional Information:* N/A

## Look for the UL Recognized Component Mark on the product

Only those products bearing the UL Recognized Component Marks for the U.S. and Canada should be considered as being covered by UL's Recognition and Follow-Up Service and meeting the appropriate U.S. and Canadian requirements.

The UL Recognized Component Mark for the U.S. generally consists of the manufacturer's identification and catalog number, model number or other product designation as specified under "Marking" for the particular Recognition as published in the appropriate UL Directory. As a supplementary means of identifying products that have been produced under UL's Component Recognition Program, UL's Recognized Component Mark:  may be used in conjunction with the required Recognized Marks. The Recognized Component Mark is required when specified in the UL Directory preceding the recognitions or under "Markings" for the individual recognitions. The UL Recognized Component Mark for Canada consists of the UL Recognized Mark for Canada:  and the manufacturer's identification and catalog number, model number or other product designation as specified under "Marking" for the particular Recognition as published in the appropriate UL Directory.

Issued by: *Emma Hudson*

Reviewed by: *Stephen Street*

**Emma Hudson, Project Handler**

**Stephen Street, Reviewer**

Underwriters Laboratories Inc.

Underwriters Laboratories Inc.

Any information and documentation involving UL Mark services are provided on behalf of Underwriters Laboratories Inc. (UL) or any authorized licensee of UL.  
For questions in The United States of America you may call 1-877-UL-HELP.



**ZPMV2.E76334**  
**Wiring, Printed - Component**

Page Bottom

**Wiring, Printed - Component**

See General Information for Wiring, Printed - Component

**ZOT ENGINEERING LTD**  
 INVERESK INDUSTRIAL PARK  
 MUSSELBURGH  
 EDINBURGH, EH21 7UQ UNITED KINGDOM

E76334

Type	Cond Width		Cond	SS/ DS	Max	Solder		Max	Flame	Meets UL796	C
	Min	Edge			Area	Limits	Oper				
	mm(in)	mm(in)	Thk mic(mil)	Diam mm(in)	C	sec	Temp C	Class	DSR	T	
<b>Multilayer printed wiring boards.</b>											
A	0.05 (0.002)	0.15 (0.006)	16.5 (0.65) Int:65	DS	152 (6.0)	288	10	130	V-0	All	-
A-HC	0.28 (0.011)	0.28 (0.011)	16.5 (0.65) Int:210	DS	114 (4.5)	288	10	130	V-0	All	-
AA	0.059 (0.002)	0.177 (0.007)	16 (0.63) Int:33	DS	25.4 (1.0)	288	10	130	V-0	All	*
B	0.05 (0.002)	0.15 (0.006)	16 (0.63) Int:65	DS	101.6 (4.0)	288	10	130	V-0	All	*
EF	0.05 (0.002)	0.15 (0.006)	16.5 (0.65) Int:65	DS	152 (6.0)	288	10	130	V-0	All	-
EF-HC	0.28 (0.011)	0.28 (0.011)	16.5 (0.65) Int:210	DS	114 (4.5)	288	10	130	V-0	All	-
P	0.05 (0.002)	0.15 (0.006)	16 (0.63) Int:66	DS	114 (4.5)	288	10	130	V-1	All	3
<b>Multilayer printed wiring boards (mass laminated).</b>											
1	0.05 (0.002)	0.15 (0.006)	16.5 (0.65)	DS	25.4 (1.0)	260	5	130	V-0	All	-
3	0.05 (0.002)	0.15 (0.006)	16.5 (0.65)	DS	25.4 (1.0)	260	5	105	V-0	All	-
6	0.05 (0.002)	0.15 (0.006)	16.5 (0.65)	DS	25.4 (1.0)	260	5	130	V-0	All	-
<b>Single layer printed wiring boards.</b>											
2	0.05 (0.002)	0.15 (0.006)	16.5 (0.65)	DS	152 (6.0)	288	10	130	V-0	All	-
2-EF	0.05 (0.002)	0.15 (0.006)	16.5 (0.65)	DS	152 (6.0)	288	10	130	V-0	All	-
2-EF-HC	0.28 (0.011)	0.28 (0.011)	16.5 (0.65)	DS	114 (4.5)	288	10	130	V-0	All	-
2-HC	0.28 (0.011)	0.28 (0.011)	16.5 (0.65)	DS	114 (4.5)	288	10	130	V-0	All	-
2-P	0.05 (0.002)	0.15 (0.006)	16 (0.63)	DS	114 (4.5)	288	10	130	V-1	All	3
22	0.059 (0.002)	0.177 (0.007)	16.5 (0.65)	DS	25.4 (1.0)	288	10	130	V-0	All	*

DS - (Double Sided) can be considered representative for SS (Single Sided) and PTH (Plated Through Hole) type constructions.

-HC - (Heavy Copper) boards may have external conductor thickness up to 210 microns.

NOTE - Suffix "S" may be used to represent immersion silver finish, for flame only applications



Marking: Company name or trademark and type designation. May be followed by a suffix to denote factory identification.  
 Last Updated on 2007-10-29

[Questions?](#)

[Notice of Disclaimer](#)

[Page Top](#)

Copyright © 2007 Underwriters Laboratories Inc. ®

The appearance of a company's name or product in this database does not in itself assure that products so identified have been manufactured under UL's Follow-Up Service. Only those products bearing the UL Mark should be considered to be Listed and covered under UL's Follow-Up Service. Always look for the Mark on the product.

JL permits the reproduction of the material contained in the Online Certification Directory subject to the following conditions: 1. The Guide Information, Designs and/or Listings (files) must be presented in their entirety and in a non-misleading manner, without any manipulation of the data (or drawings). 2. The statement "Reprinted from the Online Certifications Directory with permission from Underwriters Laboratories Inc." must appear adjacent to the extracted material. In addition, the reprinted material must include a copyright notice in the following format: "Copyright © 2007 Underwriters Laboratories Inc.®"

An independent organization working for a safer world with integrity, precision and knowledge.





ZPMV8.E76334  
Wiring, Printed Certified for Canada - Component

Page Bottom

Wiring, Printed Certified for Canada - Component

See General Information for Wiring, Printed Certified for Canada - Component

ZOT ENGINEERING LTD  
INVERESK INDUSTRIAL PARK  
MUSSELBURGH  
EDINBURGH, EH21 7UQ UNITED KINGDOM

E76334

Type	Cond Width		Cond	SS/ DS	Max	Solder		Max	Flame	Meets UL796	C
	Min	Edge			Area	Limits	Oper				
	mm(in)	mm(in)	Thk mic(mil)	Diam mm(in)	C	sec	C	Class	DSR	T	
<b>Multilayer printed wiring boards.</b>											
A	0.05 (0.002)	0.15 (0.006)	16.5 (0.65) Int:65	DS	152 (6.0)	288	10	130	V-0	All	-
A-HC	0.28 (0.011)	0.28 (0.011)	16.5 (0.65) Int:210	DS	114 (4.5)	288	10	130	V-0	All	-
AA	0.059 (0.002)	0.177 (0.007)	16 (0.63) Int:33	DS	25.4 (1.0)	288	10	130	V-0	All	*
B	0.05 (0.002)	0.15 (0.006)	16 (0.63) Int:65	DS	101.6 (4.0)	288	10	130	V-0	All	*
EF	0.05 (0.002)	0.15 (0.006)	16.5 (0.65) Int:65	DS	152 (6.0)	288	10	130	V-0	All	-
EF-HC	0.28 (0.011)	0.28 (0.011)	16.5 (0.65) Int:210	DS	114 (4.5)	288	10	130	V-0	All	-
P	0.05 (0.002)	0.15 (0.006)	16 (0.63) Int:66	DS	114 (4.5)	288	10	130	V-1	All	3
<b>Multilayer printed wiring boards (mass laminated).</b>											
1	0.05 (0.002)	0.15 (0.006)	16.5 (0.65)	DS	25.4 (1.0)	260	5	130	V-0	All	-
3	0.05 (0.002)	0.15 (0.006)	16.5 (0.65)	DS	25.4 (1.0)	260	5	105	V-0	All	-
6	0.05 (0.002)	0.15 (0.006)	16.5 (0.65)	DS	25.4 (1.0)	260	5	130	V-0	All	-
<b>Single layer printed wiring boards.</b>											
2	0.05 (0.002)	0.15 (0.006)	16.5 (0.65)	DS	152 (6.0)	288	10	130	V-0	All	-
2-EF	0.05 (0.002)	0.15 (0.006)	16.5 (0.65)	DS	152 (6.0)	288	10	130	V-0	All	-
2-EF-HC	0.28 (0.011)	0.28 (0.011)	16.5 (0.65)	DS	114 (4.5)	288	10	130	V-0	All	-
2-HC	0.28 (0.011)	0.28 (0.011)	16.5 (0.65)	DS	114 (4.5)	288	10	130	V-0	All	-
2-P	0.05 (0.002)	0.15 (0.006)	16 (0.63)	DS	114 (4.5)	288	10	130	V-1	All	3
22	0.059 (0.002)	0.177 (0.007)	16.5 (0.65)	DS	25.4 (1.0)	288	10	130	V-0	All	*

DS - (Double Sided) can be considered representative for SS (Single Sided) and PTH (Plated Through Hole) type constructions.

-HC - (Heavy Copper) boards may have external conductor thickness up to 210 microns.

NOTE - Suffix "S" may be used to represent immersion silver finish, for flame only applications



Marking: Company name or trademark, type designation and Recognized Component Mark for Canada, . May be followed by a suffix to denote factory identification.  
Last Updated on 2007-10-29

[Questions?](#)

[Notice of Disclaimer](#)

[Page Top](#)

Copyright © 2007 Underwriters Laboratories Inc. ®

The appearance of a company's name or product in this database does not in itself assure that products so identified have been manufactured under UL's Follow-Up Service. Only those products bearing the UL Mark should be considered to be Listed and covered under UL's Follow-Up Service. Always look for the Mark on the product.

JL permits the reproduction of the material contained in the Online Certification Directory subject to the following conditions: 1. The Guide Information, Designs and/or Listings (files) must be presented in their entirety and in a non-misleading manner, without any manipulation of the data (or drawings). 2. The statement "Reprinted from the Online Certifications Directory with permission from Underwriters Laboratories Inc." must appear adjacent to the extracted material. In addition, the reprinted material must include a copyright notice in the following format: "Copyright © 2007 Underwriters Laboratories Inc.®"

An independent organization working for a safer world with integrity, precision and knowledge.

